

Bank

America's Most Convenient Bank®

E

STATEMENT OF ACCOUNT

HOPE4SPANDANA INC
2 COTTONWOOD CT
EDISON NJ 08820

Page: 1 of 2
Statement Period: Jan 01 2016-Jan 31 2016
Cust Ref #: 4315308662-719-E-***
Primary Account #: 431-5308662

TD Business Premier Checking

HOPE4SPANDANA INC

Account # 431-5308662

ACCOUNT SUMMARY

Beginning Balance	5,476.74	Average Collected Balance	6,342.03
Deposits	2,231.67	Annual Percentage Yield Earned	0.00%
Ending Balance	7,708.41	Days in Period	31

DAILY ACCOUNT ACTIVITY

Deposits

POSTING DATE	DESCRIPTION	AMOUNT
1/11	DEPOSIT	815.67
1/19	SBB MDEPOSIT	100.00
1/19	SBB MDEPOSIT	50.00
1/25	SBB MDEPOSIT	516.00
1/25	SBB MDEPOSIT	500.00
1/25	SBB MDEPOSIT	250.00
Subtotal:		2,231.67

DAILY BALANCE SUMMARY

DATE	BALANCE	DATE	BALANCE
12/31	5,476.74	1/19	6,442.41
1/11	6,292.41	1/25	7,708.41

Call 1-800-937-2000 for 24-hour Bank-by-Phone services or connect to www.tdbank.com

How to Balance your Account

Begin by adjusting your account register as follows:

- Subtract any services charges shown on this statement.
- Subtract any automatic payments, transfers or other electronic withdrawals not previously recorded.
- Add any interest earned if you have an interest-bearing account.
- Add any automatic deposit or overdraft line of credit.
- Review all withdrawals shown on this statement and check them off in your account register.
- Follow instructions 2-5 to verify your ending account balance.

1. Your ending balance shown on this statement is:
2. List below the amount of deposits or credit transfers which do not appear on this statement. Total the deposits and enter on Line 2.
3. Subtotal by adding lines 1 and 2.
4. List below the total amount of withdrawals that do not appear on this statement. Total the withdrawals and enter on Line 4.
5. Subtract Line 4 from 3. This adjusted balance should equal your account balance.

1	Ending Balance	7,708.41
2	Total Deposits	+
3	Sub Total	
4	Total Withdrawals	-
5	Adjusted Balance	

2

DEPOSITS NOT ON STATEMENT	DOLLARS	CENTS
Total Deposits		

2

4

WITHDRAWALS NOT ON STATEMENT	DOLLARS	CENTS
Total Withdrawals		

4

WITHDRAWALS NOT ON STATEMENT	DOLLARS	CENTS
Total Withdrawals		

4

FOR CONSUMER ACCOUNTS ONLY — IN CASE OF ERRORS OR QUESTIONS ABOUT YOUR ELECTRONIC FUNDS TRANSFERS:

If you need information about an electronic fund transfer or if you believe there is an error on your bank statement or receipt relating to an electronic fund transfer, telephone the bank immediately at the phone number listed on the front of your statement or write to:

TD Bank, N.A., Deposit Operations Dept, P.O. Box 1377, Lewiston, Maine 04243-1377

We must hear from you no later than sixty (60) calendar days after we sent you the first statement upon which the error or problem first appeared. When contacting the Bank, please explain as clearly as you can why you believe there is an error or why more information is needed. Please include:

- Your name and account number.
- A description of the error or transaction you are unsure about.
- The dollar amount and date of the suspected error.

When making a verbal inquiry, the Bank may ask that you send us your complaint in writing within ten (10) business days after the first telephone call.

We will investigate your complaint and will correct any error promptly. If we take more than ten (10) business days to do this, we will credit your account for the amount you think is in error, so that you have the use of the money during the time it takes to complete our investigation.

INTEREST NOTICE

Total interest credited by the Bank to you this year will be reported by the Bank to the Internal Revenue Service and State tax authorities. The amount to be reported will be reported separately to you by the Bank.

FOR CONSUMER LOAN ACCOUNTS ONLY — BILLING RIGHTS SUMMARY

In case of Errors or Questions About Your Bill:

If you think your bill is wrong, or if you need more information about a transaction on your bill, write us at P.O. Box 1377, Lewiston, Maine 04243-1377 as soon as possible. We must hear from you no later than sixty (60) days after we sent you the FIRST bill on which the error or problem appeared. You can telephone us, but doing so will not preserve your rights. In your letter, give us the following information:

- Your name and account number.
 - The dollar amount of the suspected error.
 - Describe the error and explain, if you can, why you believe there is an error.
- If you need more information, describe the item you are unsure about.

You do not have to pay any amount in question while we are investigating, but you are still obligated to pay the parts of your bill that are not in question. While we investigate your question, we cannot report you as delinquent or take any action to collect the amount you question.

FINANCE CHARGES: Although the Bank uses the Daily Balance method to calculate the finance charge on your Moneyline/Overdraft Protection account (the term "ODP" or "OD" refers to Overdraft Protection), the Bank discloses the Average Daily Balance on the periodic statement as an easier method for you to calculate the finance charge. The finance charge begins to accrue on the date advances and other debits are posted to your account and will continue until the balance has been paid in full. To compute the finance charge, multiply the Average Daily Balance times the Days in Period times the Daily Periodic Rate (as listed in the Account Summary section on the front of the statement). The Average Daily Balance is calculated by adding the balance for each day of the billing cycle, then dividing the total balance by the number of Days in the Billing Cycle. The daily balance is the balance for the day after advances have been added and payments or credits have been subtracted plus or minus any other adjustments that might have occurred that day. There is no grace period during which no finance charge accrues. Finance charge adjustments are included in your total finance charge.



Bank

America's Most Convenient Bank®

E

STATEMENT OF ACCOUNT

HOPE4SPANDANA INC
2 COTTONWOOD CT
EDISON NJ 08820

Page: 1 of 2
Statement Period: Feb 01 2016-Feb 29 2016
Cust Ref #: 4315308662-719-E-***
Primary Account #: 431-5308662

TD Business Premier Checking

HOPE4SPANDANA INC

Account # 431-5308662

ACCOUNT SUMMARY

Beginning Balance	7,708.41	Average Collected Balance	9,644.13
Deposits	4,464.50	Annual Percentage Yield Earned	0.00%
Electronic Deposits	59.44	Days in Period	29
Ending Balance	12,232.35		

DAILY ACCOUNT ACTIVITY

Deposits

POSTING DATE	DESCRIPTION	AMOUNT
2/2	DEPOSIT	535.00
2/8	SBB MDEPOSIT	500.00
2/18	DEPOSIT	483.50
2/22	DEPOSIT	2,946.00
	Subtotal:	4,464.50

Electronic Deposits

POSTING DATE	DESCRIPTION	AMOUNT
2/3	ACH DEPOSIT, WEPAY SV9T WEPAY	18.12
2/12	ACH DEPOSIT, HARLAND CLARKE CHK ORDERS 02GS464913203F6	41.32
	Subtotal:	59.44

DAILY BALANCE SUMMARY

DATE	BALANCE	DATE	BALANCE
1/31	7,708.41	2/12	8,802.85
2/2	8,243.41	2/18	9,286.35
2/3	8,261.53	2/22	12,232.35
2/8	8,761.53		

Call 1-800-937-2000 for 24-hour Bank-by-Phone services or connect to www.tdbank.com

How to Balance your Account

Begin by adjusting your account register as follows:

- Subtract any services charges shown on this statement.
- Subtract any automatic payments, transfers or other electronic withdrawals not previously recorded.
- Add any interest earned if you have an interest-bearing account.
- Add any automatic deposit or overdraft line of credit.
- Review all withdrawals shown on this statement and check them off in your account register.
- Follow instructions 2-5 to verify your ending account balance.

1. Your ending balance shown on this statement is:
2. List below the amount of deposits or credit transfers which do not appear on this statement. Total the deposits and enter on Line 2.
3. Subtotal by adding lines 1 and 2.
4. List below the total amount of withdrawals that do not appear on this statement. Total the withdrawals and enter on Line 4.
5. Subtract Line 4 from 3. This adjusted balance should equal your account balance.

1	Ending Balance	12,232.35
2	Total Deposits	+
3	Sub Total	
4	Total Withdrawals	-
5	Adjusted Balance	

2

DEPOSITS NOT ON STATEMENT	DOLLARS	CENTS
Total Deposits		2

4

WITHDRAWALS NOT ON STATEMENT	DOLLARS	CENTS
Total Withdrawals		4

WITHDRAWALS NOT ON STATEMENT	DOLLARS	CENTS
Total Withdrawals		4

FOR CONSUMER ACCOUNTS ONLY — IN CASE OF ERRORS OR QUESTIONS ABOUT YOUR ELECTRONIC FUNDS TRANSFERS:

If you need information about an electronic fund transfer or if you believe there is an error on your bank statement or receipt relating to an electronic fund transfer, telephone the bank immediately at the phone number listed on the front of your statement or write to:

TD Bank, N.A., Deposit Operations Dept, P.O. Box 1377, Lewiston, Maine 04243-1377

We must hear from you no later than sixty (60) calendar days after we sent you the first statement upon which the error or problem first appeared. When contacting the Bank, please explain as clearly as you can why you believe there is an error or why more information is needed. Please include:

- Your name and account number.
- A description of the error or transaction you are unsure about.
- The dollar amount and date of the suspected error.

When making a verbal inquiry, the Bank may ask that you send us your complaint in writing within ten (10) business days after the first telephone call.

We will investigate your complaint and will correct any error promptly. If we take more than ten (10) business days to do this, we will credit your account for the amount you think is in error, so that you have the use of the money during the time it takes to complete our investigation.

INTEREST NOTICE

Total interest credited by the Bank to you this year will be reported by the Bank to the Internal Revenue Service and State tax authorities. The amount to be reported will be reported separately to you by the Bank.

FOR CONSUMER LOAN ACCOUNTS ONLY — BILLING RIGHTS SUMMARY


In case of Errors or Questions About Your Bill:

If you think your bill is wrong, or if you need more information about a transaction on your bill, write us at P.O. Box 1377, Lewiston, Maine 04243-1377 as soon as possible. We must hear from you no later than sixty (60) days after we sent you the FIRST bill on which the error or problem appeared. You can telephone us, but doing so will not preserve your rights. In your letter, give us the following information:

- Your name and account number.
 - The dollar amount of the suspected error.
 - Describe the error and explain, if you can, why you believe there is an error.
- If you need more information, describe the item you are unsure about.

You do not have to pay any amount in question while we are investigating, but you are still obligated to pay the parts of your bill that are not in question. While we investigate your question, we cannot report you as delinquent or take any action to collect the amount you question.

FINANCE CHARGES: Although the Bank uses the Daily Balance method to calculate the finance charge on your Moneyline/Overdraft Protection account (the term "ODP" or "OD" refers to Overdraft Protection), the Bank discloses the Average Daily Balance on the periodic statement as an easier method for you to calculate the finance charge. The finance charge begins to accrue on the date advances and other debits are posted to your account and will continue until the balance has been paid in full. To compute the finance charge, multiply the Average Daily Balance times the Days in Period times the Daily Periodic Rate (as listed in the Account Summary section on the front of the statement). The Average Daily Balance is calculated by adding the balance for each day of the billing cycle, then dividing the total balance by the number of Days in the Billing Cycle. The daily balance is the balance for the day after advances have been added and payments or credits have been subtracted plus or minus any other adjustments that might have occurred that day. There is no grace period during which no finance charge accrues. Finance charge adjustments are included in your total finance charge.



Bank

America's Most Convenient Bank®

E

STATEMENT OF ACCOUNT

HOPE4SPANDANA INC
2 COTTONWOOD CT
EDISON NJ 08820

Page: 1 of 2
Statement Period: Mar 01 2016-Mar 31 2016
Cust Ref #: 4315308662-719-E-***
Primary Account #: 431-5308662

TD Business Premier Checking

HOPE4SPANDANA INC

Account # 431-5308662

ACCOUNT SUMMARY

Beginning Balance	12,232.35	Average Collected Balance	14,293.80
Deposits	5,090.00	Annual Percentage Yield Earned	0.00%
Ending Balance	17,322.35	Days in Period	31

DAILY ACCOUNT ACTIVITY

Deposits

POSTING DATE	DESCRIPTION	AMOUNT
3/14	DEPOSIT	1,660.00
3/16	DEPOSIT	1,826.00
3/21	DEPOSIT	300.00
3/28	DEPOSIT	826.00
3/28	DEPOSIT	478.00
Subtotal:		5,090.00

DAILY BALANCE SUMMARY

DATE	BALANCE	DATE	BALANCE
2/29	12,232.35	3/21	16,018.35
3/14	13,892.35	3/28	17,322.35
3/16	15,718.35		

Call 1-800-937-2000 for 24-hour Bank-by-Phone services or connect to www.tdbank.com

How to Balance your Account

Begin by adjusting your account register as follows:

- Subtract any services charges shown on this statement.
- Subtract any automatic payments, transfers or other electronic withdrawals not previously recorded.
- Add any interest earned if you have an interest-bearing account.
- Add any automatic deposit or overdraft line of credit.
- Review all withdrawals shown on this statement and check them off in your account register.
- Follow instructions 2-5 to verify your ending account balance.

1. Your ending balance shown on this statement is:
2. List below the amount of deposits or credit transfers which do not appear on this statement. Total the deposits and enter on Line 2.
3. Subtotal by adding lines 1 and 2.
4. List below the total amount of withdrawals that do not appear on this statement. Total the withdrawals and enter on Line 4.
5. Subtract Line 4 from 3. This adjusted balance should equal your account balance.

1	Ending Balance	17,322.35
2	Total Deposits	+
3	Sub Total	
4	Total Withdrawals	-
5	Adjusted Balance	

2	DEPOSITS NOT ON STATEMENT	DOLLARS	CENTS
	Total Deposits		2

4	WITHDRAWALS NOT ON STATEMENT	DOLLARS	CENTS
	Total Withdrawals		4

	WITHDRAWALS NOT ON STATEMENT	DOLLARS	CENTS
	Total Withdrawals		4

FOR CONSUMER ACCOUNTS ONLY — IN CASE OF ERRORS OR QUESTIONS ABOUT YOUR ELECTRONIC FUNDS TRANSFERS:

If you need information about an electronic fund transfer or if you believe there is an error on your bank statement or receipt relating to an electronic fund transfer, telephone the bank immediately at the phone number listed on the front of your statement or write to:

TD Bank, N.A., Deposit Operations Dept, P.O. Box 1377, Lewiston, Maine 04243-1377

We must hear from you no later than sixty (60) calendar days after we sent you the first statement upon which the error or problem first appeared. When contacting the Bank, please explain as clearly as you can why you believe there is an error or why more information is needed. Please include:

- Your name and account number.
- A description of the error or transaction you are unsure about.
- The dollar amount and date of the suspected error.

When making a verbal inquiry, the Bank may ask that you send us your complaint in writing within ten (10) business days after the first telephone call.

We will investigate your complaint and will correct any error promptly. If we take more than ten (10) business days to do this, we will credit your account for the amount you think is in error, so that you have the use of the money during the time it takes to complete our investigation.

INTEREST NOTICE

Total interest credited by the Bank to you this year will be reported by the Bank to the Internal Revenue Service and State tax authorities. The amount to be reported will be reported separately to you by the Bank.

FOR CONSUMER LOAN ACCOUNTS ONLY — BILLING RIGHTS SUMMARY

In case of Errors or Questions About Your Bill:

If you think your bill is wrong, or if you need more information about a transaction on your bill, write us at P.O. Box 1377, Lewiston, Maine 04243-1377 as soon as possible. We must hear from you no later than sixty (60) days after we sent you the FIRST bill on which the error or problem appeared. You can telephone us, but doing so will not preserve your rights. In your letter, give us the following information:

- Your name and account number.
 - The dollar amount of the suspected error.
 - Describe the error and explain, if you can, why you believe there is an error.
- If you need more information, describe the item you are unsure about.

You do not have to pay any amount in question while we are investigating, but you are still obligated to pay the parts of your bill that are not in question. While we investigate your question, we cannot report you as delinquent or take any action to collect the amount you question.

FINANCE CHARGES: Although the Bank uses the Daily Balance method to calculate the finance charge on your Moneyline/Overdraft Protection account (the term "ODP" or "OD" refers to Overdraft Protection), the Bank discloses the Average Daily Balance on the periodic statement as an easier method for you to calculate the finance charge. The finance charge begins to accrue on the date advances and other debits are posted to your account and will continue until the balance has been paid in full. To compute the finance charge, multiply the Average Daily Balance times the Days in Period times the Daily Periodic Rate (as listed in the Account Summary section on the front of the statement). The Average Daily Balance is calculated by adding the balance for each day of the billing cycle, then dividing the total balance by the number of Days in the Billing Cycle. The daily balance is the balance for the day after advances have been added and payments or credits have been subtracted plus or minus any other adjustments that might have occurred that day. There is no grace period during which no finance charge accrues. Finance charge adjustments are included in your total finance charge.



Bank

America's Most Convenient Bank®

E

STATEMENT OF ACCOUNT

HOPE4SPANDANA INC
2 COTTONWOOD CT
EDISON NJ 08820

Page: 1 of 2
Statement Period: Apr 01 2016-Apr 30 2016
Cust Ref #: 4315308662-719-E-***
Primary Account #: 431-5308662

TD Business Premier Checking

HOPE4SPANDANA INC

Account # 431-5308662

ACCOUNT SUMMARY

Beginning Balance	17,322.35	Average Collected Balance	23,288.82
Deposits	17,650.35	Annual Percentage Yield Earned	0.00%
Electronic Deposits	1,000.00	Days in Period	30
Ending Balance	35,972.70		

DAILY ACCOUNT ACTIVITY

Deposits

POSTING DATE	DESCRIPTION	AMOUNT
4/6	DEPOSIT	2,328.00
4/14	DEPOSIT	1,967.00
4/21	DEPOSIT	3,262.05
4/25	DEPOSIT	10,093.30
	Subtotal:	17,650.35

Electronic Deposits

POSTING DATE	DESCRIPTION	AMOUNT
4/28	ACH DEPOSIT, PAYPAL TRANSFER 44X229KRJ5Y7U	1,000.00
	Subtotal:	1,000.00

DAILY BALANCE SUMMARY

DATE	BALANCE	DATE	BALANCE
3/31	17,322.35	4/21	24,879.40
4/6	19,650.35	4/25	34,972.70
4/14	21,617.35	4/28	35,972.70

Call 1-800-937-2000 for 24-hour Bank-by-Phone services or connect to www.tdbank.com

How to Balance your Account

Begin by adjusting your account register as follows:

- Subtract any services charges shown on this statement.
- Subtract any automatic payments, transfers or other electronic withdrawals not previously recorded.
- Add any interest earned if you have an interest-bearing account.
- Add any automatic deposit or overdraft line of credit.
- Review all withdrawals shown on this statement and check them off in your account register.
- Follow instructions 2-5 to verify your ending account balance.

1. Your ending balance shown on this statement is:
2. List below the amount of deposits or credit transfers which do not appear on this statement. Total the deposits and enter on Line 2.
3. Subtotal by adding lines 1 and 2.
4. List below the total amount of withdrawals that do not appear on this statement. Total the withdrawals and enter on Line 4.
5. Subtract Line 4 from 3. This adjusted balance should equal your account balance.

1	Ending Balance	35,972.70
2	Total Deposits	+
3	Sub Total	
4	Total Withdrawals	-
5	Adjusted Balance	

2

DEPOSITS NOT ON STATEMENT	DOLLARS	CENTS
Total Deposits		2

4

WITHDRAWALS NOT ON STATEMENT	DOLLARS	CENTS
Total Withdrawals		4

WITHDRAWALS NOT ON STATEMENT	DOLLARS	CENTS
Total Withdrawals		4

FOR CONSUMER ACCOUNTS ONLY — IN CASE OF ERRORS OR QUESTIONS ABOUT YOUR ELECTRONIC FUNDS TRANSFERS:

If you need information about an electronic fund transfer or if you believe there is an error on your bank statement or receipt relating to an electronic fund transfer, telephone the bank immediately at the phone number listed on the front of your statement or write to:

TD Bank, N.A., Deposit Operations Dept, P.O. Box 1377, Lewiston, Maine 04243-1377

We must hear from you no later than sixty (60) calendar days after we sent you the first statement upon which the error or problem first appeared. When contacting the Bank, please explain as clearly as you can why you believe there is an error or why more information is needed. Please include:

- Your name and account number.
- A description of the error or transaction you are unsure about.
- The dollar amount and date of the suspected error.

When making a verbal inquiry, the Bank may ask that you send us your complaint in writing within ten (10) business days after the first telephone call.

We will investigate your complaint and will correct any error promptly. If we take more than ten (10) business days to do this, we will credit your account for the amount you think is in error, so that you have the use of the money during the time it takes to complete our investigation.

INTEREST NOTICE

Total interest credited by the Bank to you this year will be reported by the Bank to the Internal Revenue Service and State tax authorities. The amount to be reported will be reported separately to you by the Bank.

FOR CONSUMER LOAN ACCOUNTS ONLY — BILLING RIGHTS SUMMARY

In case of Errors or Questions About Your Bill:

If you think your bill is wrong, or if you need more information about a transaction on your bill, write us at P.O. Box 1377, Lewiston, Maine 04243-1377 as soon as possible. We must hear from you no later than sixty (60) days after we sent you the FIRST bill on which the error or problem appeared. You can telephone us, but doing so will not preserve your rights. In your letter, give us the following information:

- Your name and account number.
 - The dollar amount of the suspected error.
 - Describe the error and explain, if you can, why you believe there is an error.
- If you need more information, describe the item you are unsure about.

You do not have to pay any amount in question while we are investigating, but you are still obligated to pay the parts of your bill that are not in question. While we investigate your question, we cannot report you as delinquent or take any action to collect the amount you question.

FINANCE CHARGES: Although the Bank uses the Daily Balance method to calculate the finance charge on your Moneyline/Overdraft Protection account (the term "ODP" or "OD" refers to Overdraft Protection), the Bank discloses the Average Daily Balance on the periodic statement as an easier method for you to calculate the finance charge. The finance charge begins to accrue on the date advances and other debits are posted to your account and will continue until the balance has been paid in full. To compute the finance charge, multiply the Average Daily Balance times the Days in Period times the Daily Periodic Rate (as listed in the Account Summary section on the front of the statement). The Average Daily Balance is calculated by adding the balance for each day of the billing cycle, then dividing the total balance by the number of Days in the Billing Cycle. The daily balance is the balance for the day after advances have been added and payments or credits have been subtracted plus or minus any other adjustments that might have occurred that day. There is no grace period during which no finance charge accrues. Finance charge adjustments are included in your total finance charge.



Bank

America's Most Convenient Bank®

E

STATEMENT OF ACCOUNT

HOPE4SPANDANA INC
2 COTTONWOOD CT
EDISON NJ 08820

Page: 1 of 2
Statement Period: May 01 2016-May 31 2016
Cust Ref #: 4315308662-719-E-***
Primary Account #: 431-5308662

TD Business Premier Checking

HOPE4SPANDANA INC

Account # 431-5308662

ACCOUNT SUMMARY

Beginning Balance	35,972.70	Average Collected Balance	37,663.08
Deposits	3,095.75	Annual Percentage Yield Earned	0.00%
Electronic Deposits	1,000.00	Days in Period	31
Ending Balance	40,068.45		

DAILY ACCOUNT ACTIVITY

Deposits

POSTING DATE	DESCRIPTION	AMOUNT
5/9	DEPOSIT	1,816.00
5/9	DEPOSIT	198.00
5/31	DEPOSIT	1,081.75
	Subtotal:	3,095.75

Electronic Deposits

POSTING DATE	DESCRIPTION	AMOUNT
5/25	ACH DEPOSIT, PAYPAL TRANSFER 44X229MRJKJJ2	1,000.00
	Subtotal:	1,000.00

DAILY BALANCE SUMMARY

DATE	BALANCE	DATE	BALANCE
4/30	35,972.70	5/25	38,986.70
5/9	37,986.70	5/31	40,068.45

Call 1-800-937-2000 for 24-hour Bank-by-Phone services or connect to www.tdbank.com

How to Balance your Account

Begin by adjusting your account register as follows:

- Subtract any services charges shown on this statement.
- Subtract any automatic payments, transfers or other electronic withdrawals not previously recorded.
- Add any interest earned if you have an interest-bearing account.
- Add any automatic deposit or overdraft line of credit.
- Review all withdrawals shown on this statement and check them off in your account register.
- Follow instructions 2-5 to verify your ending account balance.

1. Your ending balance shown on this statement is:
2. List below the amount of deposits or credit transfers which do not appear on this statement. Total the deposits and enter on Line 2.
3. Subtotal by adding lines 1 and 2.
4. List below the total amount of withdrawals that do not appear on this statement. Total the withdrawals and enter on Line 4.
5. Subtract Line 4 from 3. This adjusted balance should equal your account balance.

1	Ending Balance	40,068.45
2	Total Deposits	+
3	Sub Total	_____
4	Total Withdrawals	-
5	Adjusted Balance	_____

2

DEPOSITS NOT ON STATEMENT	DOLLARS	CENTS
Total Deposits		

2

4

WITHDRAWALS NOT ON STATEMENT	DOLLARS	CENTS

WITHDRAWALS NOT ON STATEMENT	DOLLARS	CENTS
Total Withdrawals		

4

FOR CONSUMER ACCOUNTS ONLY — IN CASE OF ERRORS OR QUESTIONS ABOUT YOUR ELECTRONIC FUNDS TRANSFERS:

If you need information about an electronic fund transfer or if you believe there is an error on your bank statement or receipt relating to an electronic fund transfer, telephone the bank immediately at the phone number listed on the front of your statement or write to:

TD Bank, N.A., Deposit Operations Dept, P.O. Box 1377, Lewiston, Maine 04243-1377

We must hear from you no later than sixty (60) calendar days after we sent you the first statement upon which the error or problem first appeared. When contacting the Bank, please explain as clearly as you can why you believe there is an error or why more information is needed. Please include:

- Your name and account number.
- A description of the error or transaction you are unsure about.
- The dollar amount and date of the suspected error.

When making a verbal inquiry, the Bank may ask that you send us your complaint in writing within ten (10) business days after the first telephone call.

We will investigate your complaint and will correct any error promptly. If we take more than ten (10) business days to do this, we will credit your account for the amount you think is in error, so that you have the use of the money during the time it takes to complete our investigation.

INTEREST NOTICE

Total interest credited by the Bank to you this year will be reported by the Bank to the Internal Revenue Service and State tax authorities. The amount to be reported will be reported separately to you by the Bank.

FOR CONSUMER LOAN ACCOUNTS ONLY — BILLING RIGHTS SUMMARY

In case of Errors or Questions About Your Bill:

If you think your bill is wrong, or if you need more information about a transaction on your bill, write us at P.O. Box 1377, Lewiston, Maine 04243-1377 as soon as possible. We must hear from you no later than sixty (60) days after we sent you the FIRST bill on which the error or problem appeared. You can telephone us, but doing so will not preserve your rights. In your letter, give us the following information:

- Your name and account number.
 - The dollar amount of the suspected error.
 - Describe the error and explain, if you can, why you believe there is an error.
- If you need more information, describe the item you are unsure about.

You do not have to pay any amount in question while we are investigating, but you are still obligated to pay the parts of your bill that are not in question. While we investigate your question, we cannot report you as delinquent or take any action to collect the amount you question.

FINANCE CHARGES: Although the Bank uses the Daily Balance method to calculate the finance charge on your Moneyline/Overdraft Protection account (the term "ODP" or "OD" refers to Overdraft Protection), the Bank discloses the Average Daily Balance on the periodic statement as an easier method for you to calculate the finance charge. The finance charge begins to accrue on the date advances and other debits are posted to your account and will continue until the balance has been paid in full. To compute the finance charge, multiply the Average Daily Balance times the Days in Period times the Daily Periodic Rate (as listed in the Account Summary section on the front of the statement). The Average Daily Balance is calculated by adding the balance for each day of the billing cycle, then dividing the total balance by the number of Days in the Billing Cycle. The daily balance is the balance for the day after advances have been added and payments or credits have been subtracted plus or minus any other adjustments that might have occurred that day. There is no grace period during which no finance charge accrues. Finance charge adjustments are included in your total finance charge.



Bank

America's Most Convenient Bank®

E

STATEMENT OF ACCOUNT

HOPE4SPANDANA INC
2 COTTONWOOD CT
EDISON NJ 08820

Page: 1 of 2
Statement Period: Jun 01 2016-Jun 30 2016
Cust Ref #: 4315308662-719-E-***
Primary Account #: 431-5308662

TD Business Premier Checking

HOPE4SPANDANA INC

Account # 431-5308662

ACCOUNT SUMMARY

Beginning Balance	40,068.45	Average Collected Balance	46,483.99
Deposits	6,293.90	Annual Percentage Yield Earned	0.00%
Electronic Deposits	8,900.00	Days in Period	30
Ending Balance	55,262.35		

DAILY ACCOUNT ACTIVITY

Deposits

POSTING DATE	DESCRIPTION	AMOUNT
6/6	DEPOSIT	1,304.50
6/6	DEPOSIT	240.00
6/8	DEPOSIT	390.00
6/8	DEPOSIT	36.72
6/15	DEPOSIT	1,293.75
6/16	DEPOSIT	500.00
6/20	DEPOSIT	631.65
6/20	DEPOSIT	490.28
6/20	DEPOSIT	243.00
6/23	DEPOSIT	600.00
6/27	DEPOSIT	500.00
6/29	DEPOSIT	64.00
	Subtotal:	6,293.90

Electronic Deposits

POSTING DATE	DESCRIPTION	AMOUNT
6/2	ACH DEPOSIT, PAYPAL TRANSFER 44X229N7Z5QE6	2,900.00
6/29	ACH DEPOSIT, PAYPAL TRANSFER 44X229PSXA3SW	6,000.00
	Subtotal:	8,900.00

DAILY BALANCE SUMMARY

DATE	BALANCE	DATE	BALANCE
5/31	40,068.45	6/16	46,733.42
6/2	42,968.45	6/20	48,098.35
6/6	44,512.95	6/23	48,698.35
6/8	44,939.67	6/27	49,198.35
6/15	46,233.42	6/29	55,262.35

Call 1-800-937-2000 for 24-hour Bank-by-Phone services or connect to www.tdbank.com

How to Balance your Account

Begin by adjusting your account register as follows:

- Subtract any services charges shown on this statement.
- Subtract any automatic payments, transfers or other electronic withdrawals not previously recorded.
- Add any interest earned if you have an interest-bearing account.
- Add any automatic deposit or overdraft line of credit.
- Review all withdrawals shown on this statement and check them off in your account register.
- Follow instructions 2-5 to verify your ending account balance.

1. Your ending balance shown on this statement is:
2. List below the amount of deposits or credit transfers which do not appear on this statement. Total the deposits and enter on Line 2.
3. Subtotal by adding lines 1 and 2.
4. List below the total amount of withdrawals that do not appear on this statement. Total the withdrawals and enter on Line 4.
5. Subtract Line 4 from 3. This adjusted balance should equal your account balance.

1	Ending Balance	55,262.35
2	Total Deposits	+
3	Sub Total	
4	Total Withdrawals	-
5	Adjusted Balance	

2

DEPOSITS NOT ON STATEMENT	DOLLARS	CENTS
Total Deposits		2

4

WITHDRAWALS NOT ON STATEMENT	DOLLARS	CENTS
Total Withdrawals		4

WITHDRAWALS NOT ON STATEMENT	DOLLARS	CENTS
Total Withdrawals		4

FOR CONSUMER ACCOUNTS ONLY — IN CASE OF ERRORS OR QUESTIONS ABOUT YOUR ELECTRONIC FUNDS TRANSFERS:

If you need information about an electronic fund transfer or if you believe there is an error on your bank statement or receipt relating to an electronic fund transfer, telephone the bank immediately at the phone number listed on the front of your statement or write to:

TD Bank, N.A., Deposit Operations Dept, P.O. Box 1377, Lewiston, Maine 04243-1377

We must hear from you no later than sixty (60) calendar days after we sent you the first statement upon which the error or problem first appeared. When contacting the Bank, please explain as clearly as you can why you believe there is an error or why more information is needed. Please include:

- Your name and account number.
- A description of the error or transaction you are unsure about.
- The dollar amount and date of the suspected error.

When making a verbal inquiry, the Bank may ask that you send us your complaint in writing within ten (10) business days after the first telephone call.

We will investigate your complaint and will correct any error promptly. If we take more than ten (10) business days to do this, we will credit your account for the amount you think is in error, so that you have the use of the money during the time it takes to complete our investigation.

INTEREST NOTICE

Total interest credited by the Bank to you this year will be reported by the Bank to the Internal Revenue Service and State tax authorities. The amount to be reported will be reported separately to you by the Bank.

FOR CONSUMER LOAN ACCOUNTS ONLY — BILLING RIGHTS SUMMARY

In case of Errors or Questions About Your Bill:

If you think your bill is wrong, or if you need more information about a transaction on your bill, write us at P.O. Box 1377, Lewiston, Maine 04243-1377 as soon as possible. We must hear from you no later than sixty (60) days after we sent you the FIRST bill on which the error or problem appeared. You can telephone us, but doing so will not preserve your rights. In your letter, give us the following information:

- Your name and account number.
 - The dollar amount of the suspected error.
 - Describe the error and explain, if you can, why you believe there is an error.
- If you need more information, describe the item you are unsure about.

You do not have to pay any amount in question while we are investigating, but you are still obligated to pay the parts of your bill that are not in question. While we investigate your question, we cannot report you as delinquent or take any action to collect the amount you question.

FINANCE CHARGES: Although the Bank uses the Daily Balance method to calculate the finance charge on your Moneyline/Overdraft Protection account (the term "ODP" or "OD" refers to Overdraft Protection), the Bank discloses the Average Daily Balance on the periodic statement as an easier method for you to calculate the finance charge. The finance charge begins to accrue on the date advances and other debits are posted to your account and will continue until the balance has been paid in full. To compute the finance charge, multiply the Average Daily Balance times the Days in Period times the Daily Periodic Rate (as listed in the Account Summary section on the front of the statement). The Average Daily Balance is calculated by adding the balance for each day of the billing cycle, then dividing the total balance by the number of Days in the Billing Cycle. The daily balance is the balance for the day after advances have been added and payments or credits have been subtracted plus or minus any other adjustments that might have occurred that day. There is no grace period during which no finance charge accrues. Finance charge adjustments are included in your total finance charge.



Bank

America's Most Convenient Bank®

E

STATEMENT OF ACCOUNT

HOPE4SPANDANA INC
2 COTTONWOOD CT
EDISON NJ 08820

Page: 1 of 2
Statement Period: Jul 01 2016-Jul 31 2016
Cust Ref #: 4315308662-719-E-***
Primary Account #: 431-5308662

TD Business Premier Checking

HOPE4SPANDANA INC

Account # 431-5308662

ACCOUNT SUMMARY

Beginning Balance	55,262.35	Average Collected Balance	52,172.25
Deposits	100.00	Annual Percentage Yield Earned	0.00%
Electronic Deposits	192.00	Days in Period	31
Electronic Payments	4,992.00		
Ending Balance	50,562.35		

DAILY ACCOUNT ACTIVITY

Deposits

POSTING DATE	DESCRIPTION	AMOUNT
7/18	DEPOSIT	100.00
	Subtotal:	100.00

Electronic Deposits

POSTING DATE	DESCRIPTION	AMOUNT
7/13	ACH DEPOSIT, PAYPAL TRANSFER 44X229QQ4QSXN	192.00
	Subtotal:	192.00

Electronic Payments

POSTING DATE	DESCRIPTION	AMOUNT
7/11	ELECTRONIC PMT-WEB, XOOM.COM DEBIT T 000000037199781	1,001.00
7/12	ELECTRONIC PMT-WEB, XOOM.COM DEBIT T 000000037238287	2,990.00
7/12	ELECTRONIC PMT-WEB, XOOM.COM DEBIT T 000000037227980	1,001.00
	Subtotal:	4,992.00

DAILY BALANCE SUMMARY

DATE	BALANCE	DATE	BALANCE
6/30	55,262.35	7/13	50,462.35
7/11	54,261.35	7/18	50,562.35
7/12	50,270.35		

Call 1-800-937-2000 for 24-hour Bank-by-Phone services or connect to www.tdbank.com

How to Balance your Account

Begin by adjusting your account register as follows:

- Subtract any services charges shown on this statement.
- Subtract any automatic payments, transfers or other electronic withdrawals not previously recorded.
- Add any interest earned if you have an interest-bearing account.
- Add any automatic deposit or overdraft line of credit.
- Review all withdrawals shown on this statement and check them off in your account register.
- Follow instructions 2-5 to verify your ending account balance.

1. Your ending balance shown on this statement is:
2. List below the amount of deposits or credit transfers which do not appear on this statement. Total the deposits and enter on Line 2.
3. Subtotal by adding lines 1 and 2.
4. List below the total amount of withdrawals that do not appear on this statement. Total the withdrawals and enter on Line 4.
5. Subtract Line 4 from 3. This adjusted balance should equal your account balance.

1	Ending Balance	50,562.35
2	Total Deposits	+
3	Sub Total	
4	Total Withdrawals	-
5	Adjusted Balance	

2

DEPOSITS NOT ON STATEMENT	DOLLARS	CENTS
Total Deposits		2

4

WITHDRAWALS NOT ON STATEMENT	DOLLARS	CENTS
Total Withdrawals		4

WITHDRAWALS NOT ON STATEMENT	DOLLARS	CENTS
Total Withdrawals		4

FOR CONSUMER ACCOUNTS ONLY — IN CASE OF ERRORS OR QUESTIONS ABOUT YOUR ELECTRONIC FUNDS TRANSFERS:

If you need information about an electronic fund transfer or if you believe there is an error on your bank statement or receipt relating to an electronic fund transfer, telephone the bank immediately at the phone number listed on the front of your statement or write to:

TD Bank, N.A., Deposit Operations Dept, P.O. Box 1377, Lewiston, Maine 04243-1377

We must hear from you no later than sixty (60) calendar days after we sent you the first statement upon which the error or problem first appeared. When contacting the Bank, please explain as clearly as you can why you believe there is an error or why more information is needed. Please include:

- Your name and account number.
- A description of the error or transaction you are unsure about.
- The dollar amount and date of the suspected error.

When making a verbal inquiry, the Bank may ask that you send us your complaint in writing within ten (10) business days after the first telephone call.

We will investigate your complaint and will correct any error promptly. If we take more than ten (10) business days to do this, we will credit your account for the amount you think is in error, so that you have the use of the money during the time it takes to complete our investigation.

INTEREST NOTICE

Total interest credited by the Bank to you this year will be reported by the Bank to the Internal Revenue Service and State tax authorities. The amount to be reported will be reported separately to you by the Bank.

FOR CONSUMER LOAN ACCOUNTS ONLY — BILLING RIGHTS SUMMARY

In case of Errors or Questions About Your Bill:

If you think your bill is wrong, or if you need more information about a transaction on your bill, write us at P.O. Box 1377, Lewiston, Maine 04243-1377 as soon as possible. We must hear from you no later than sixty (60) days after we sent you the FIRST bill on which the error or problem appeared. You can telephone us, but doing so will not preserve your rights. In your letter, give us the following information:

- Your name and account number.
 - The dollar amount of the suspected error.
 - Describe the error and explain, if you can, why you believe there is an error.
- If you need more information, describe the item you are unsure about.

You do not have to pay any amount in question while we are investigating, but you are still obligated to pay the parts of your bill that are not in question. While we investigate your question, we cannot report you as delinquent or take any action to collect the amount you question.

FINANCE CHARGES: Although the Bank uses the Daily Balance method to calculate the finance charge on your Moneyline/Overdraft Protection account (the term "ODP" or "OD" refers to Overdraft Protection), the Bank discloses the Average Daily Balance on the periodic statement as an easier method for you to calculate the finance charge. The finance charge begins to accrue on the date advances and other debits are posted to your account and will continue until the balance has been paid in full. To compute the finance charge, multiply the Average Daily Balance times the Days in Period times the Daily Periodic Rate (as listed in the Account Summary section on the front of the statement). The Average Daily Balance is calculated by adding the balance for each day of the billing cycle, then dividing the total balance by the number of Days in the Billing Cycle. The daily balance is the balance for the day after advances have been added and payments or credits have been subtracted plus or minus any other adjustments that might have occurred that day. There is no grace period during which no finance charge accrues. Finance charge adjustments are included in your total finance charge.



Bank

America's Most Convenient Bank®

E

STATEMENT OF ACCOUNT

HOPE4SPANDANA INC
2 COTTONWOOD CT
EDISON NJ 08820

Page: 1 of 3
Statement Period: Aug 01 2016-Aug 31 2016
Cust Ref #: 4315308662-719-E-***
Primary Account #: 431-5308662

TD Business Premier Checking

HOPE4SPANDANA INC

Account # 431-5308662

ACCOUNT SUMMARY

Beginning Balance	50,562.35	Average Collected Balance	50,336.54
Checks Paid	1,000.00	Annual Percentage Yield Earned	0.00%
Ending Balance	49,562.35	Days in Period	31

DAILY ACCOUNT ACTIVITY

Checks Paid No. Checks: 1 *Indicates break in serial sequence or check processed electronically and listed under Electronic Payments

DATE	SERIAL NO.	AMOUNT	
8/25	1002	1,000.00	
			Subtotal: 1,000.00

DAILY BALANCE SUMMARY

DATE	BALANCE
7/31	50,562.35
8/25	49,562.35

Call 1-800-937-2000 for 24-hour Bank-by-Phone services or connect to www.tdbank.com

How to Balance your Account

Begin by adjusting your account register as follows:

- Subtract any services charges shown on this statement.
- Subtract any automatic payments, transfers or other electronic withdrawals not previously recorded.
- Add any interest earned if you have an interest-bearing account.
- Add any automatic deposit or overdraft line of credit.
- Review all withdrawals shown on this statement and check them off in your account register.
- Follow instructions 2-5 to verify your ending account balance.

1. Your ending balance shown on this statement is:
2. List below the amount of deposits or credit transfers which do not appear on this statement. Total the deposits and enter on Line 2.
3. Subtotal by adding lines 1 and 2.
4. List below the total amount of withdrawals that do not appear on this statement. Total the withdrawals and enter on Line 4.
5. Subtract Line 4 from 3. This adjusted balance should equal your account balance.

1	Ending Balance	49,562.35
2	Total Deposits	+
3	Sub Total	_____
4	Total Withdrawals	-
5	Adjusted Balance	_____

2

DEPOSITS NOT ON STATEMENT	DOLLARS	CENTS
Total Deposits		

2

4

WITHDRAWALS NOT ON STATEMENT	DOLLARS	CENTS

WITHDRAWALS NOT ON STATEMENT	DOLLARS	CENTS
Total Withdrawals		

4

FOR CONSUMER ACCOUNTS ONLY — IN CASE OF ERRORS OR QUESTIONS ABOUT YOUR ELECTRONIC FUNDS TRANSFERS:

If you need information about an electronic fund transfer or if you believe there is an error on your bank statement or receipt relating to an electronic fund transfer, telephone the bank immediately at the phone number listed on the front of your statement or write to:

TD Bank, N.A., Deposit Operations Dept, P.O. Box 1377, Lewiston, Maine 04243-1377

We must hear from you no later than sixty (60) calendar days after we sent you the first statement upon which the error or problem first appeared. When contacting the Bank, please explain as clearly as you can why you believe there is an error or why more information is needed. Please include:

- Your name and account number.
- A description of the error or transaction you are unsure about.
- The dollar amount and date of the suspected error.

When making a verbal inquiry, the Bank may ask that you send us your complaint in writing within ten (10) business days after the first telephone call.

We will investigate your complaint and will correct any error promptly. If we take more than ten (10) business days to do this, we will credit your account for the amount you think is in error, so that you have the use of the money during the time it takes to complete our investigation.

INTEREST NOTICE

Total interest credited by the Bank to you this year will be reported by the Bank to the Internal Revenue Service and State tax authorities. The amount to be reported will be reported separately to you by the Bank.

FOR CONSUMER LOAN ACCOUNTS ONLY — BILLING RIGHTS SUMMARY

In case of Errors or Questions About Your Bill:

If you think your bill is wrong, or if you need more information about a transaction on your bill, write us at P.O. Box 1377, Lewiston, Maine 04243-1377 as soon as possible. We must hear from you no later than sixty (60) days after we sent you the FIRST bill on which the error or problem appeared. You can telephone us, but doing so will not preserve your rights. In your letter, give us the following information:

- Your name and account number.
 - The dollar amount of the suspected error.
 - Describe the error and explain, if you can, why you believe there is an error.
- If you need more information, describe the item you are unsure about.

You do not have to pay any amount in question while we are investigating, but you are still obligated to pay the parts of your bill that are not in question. While we investigate your question, we cannot report you as delinquent or take any action to collect the amount you question.

FINANCE CHARGES: Although the Bank uses the Daily Balance method to calculate the finance charge on your Moneyline/Overdraft Protection account (the term "ODP" or "OD" refers to Overdraft Protection), the Bank discloses the Average Daily Balance on the periodic statement as an easier method for you to calculate the finance charge. The finance charge begins to accrue on the date advances and other debits are posted to your account and will continue until the balance has been paid in full. To compute the finance charge, multiply the Average Daily Balance times the Days in Period times the Daily Periodic Rate (as listed in the Account Summary section on the front of the statement). The Average Daily Balance is calculated by adding the balance for each day of the billing cycle, then dividing the total balance by the number of Days in the Billing Cycle. The daily balance is the balance for the day after advances have been added and payments or credits have been subtracted plus or minus any other adjustments that might have occurred that day. There is no grace period during which no finance charge accrues. Finance charge adjustments are included in your total finance charge.



Bank

America's Most Convenient Bank®

E

STATEMENT OF ACCOUNT

HOPE4SPANDANA INC

Page: 3 of 3
Statement Period: Aug 01 2016-Aug 31 2016
Cust Ref #: 4315308662-719-E-***
Primary Account #: 431-5308662

HOPE4SPANDANA INC 07-16		1002
2 COTTONWOOD CT EDISON, NJ 08820		25-10022 10
DATE 8/16/2016		⑆00000⑆
PAY TO THE ORDER OF	SAINT PETER'S FOUNDATION	\$ 1,000.00
	one Thousand Dollars only	DOLLARS
FOR Dr. Iyanouchi's Research Program		KL. Namkintaw
⑆001002⑆ ⑆031201360⑆ 4315308662⑆		

#1002 8/25 \$1,000.00



Bank

America's Most Convenient Bank®

E

STATEMENT OF ACCOUNT

HOPE4SPANDANA INC
2 COTTONWOOD CT
EDISON NJ 08820

Page: 1 of 4
Statement Period: Sep 01 2016-Sep 30 2016
Cust Ref #: 4315308662-719-E-***
Primary Account #: 431-5308662

TD Business Premier Checking

HOPE4SPANDANA INC

Account # 431-5308662

ACCOUNT SUMMARY

Beginning Balance	49,562.35	Average Collected Balance	42,447.31
Electronic Deposits	800.00	Annual Percentage Yield Earned	0.00%
Checks Paid	1,000.00	Days in Period	30
Electronic Payments	24,097.85		
Other Withdrawals	8,040.00		
Ending Balance	17,224.50		

DAILY ACCOUNT ACTIVITY

Electronic Deposits

POSTING DATE	DESCRIPTION	AMOUNT
9/28	ACH DEPOSIT, PAYPAL TRANSFER 44X229UVPC9GC	800.00
Subtotal:		800.00

Checks Paid

No. Checks: 1 *Indicates break in serial sequence or check processed electronically and listed under Electronic Payments

DATE	SERIAL NO.	AMOUNT
9/28	1028	1,000.00
Subtotal:		1,000.00

Electronic Payments

POSTING DATE	DESCRIPTION	AMOUNT
9/15	ELECTRONIC PMT-WEB, XOOM.COM DEBIT T 000000039629047	102.99
9/15	ELECTRONIC PMT-WEB, XOOM.COM DEBIT T 000000039629352	102.99
9/20	ELECTRONIC PMT-WEB, XOOM.COM DEBIT T 000000039812254	2,999.00
9/20	ELECTRONIC PMT-WEB, XOOM.COM DEBIT T 000000039830723	2,999.00
9/21	ELECTRONIC PMT-WEB, XOOM.COM DEBIT T 000000039857452	2,998.85
9/22	ELECTRONIC PMT-WEB, XOOM.COM DEBIT T 000000039897152	2,998.64
9/23	ELECTRONIC PMT-WEB, XOOM.COM DEBIT T 000000039931887	2,999.00
9/26	ELECTRONIC PMT-WEB, XOOM.COM DEBIT T 000000039973507	2,899.74
9/27	ELECTRONIC PMT-WEB, XOOM.COM DEBIT T 000000040064609	2,999.00
9/27	ELECTRONIC PMT-WEB, XOOM.COM DEBIT T 000000040066460	2,998.64
Subtotal:		24,097.85

Other Withdrawals

POSTING DATE	DESCRIPTION	AMOUNT
9/28	WIRE TRANSFER OUTGOING, Shaik Moula Saheb	8,000.00
9/28	WIRE TRANSFER FEE	40.00
Subtotal:		8,040.00

DAILY BALANCE SUMMARY

DATE	BALANCE	DATE	BALANCE
8/31	49,562.35	9/15	49,356.37

Call 1-800-937-2000 for 24-hour Bank-by-Phone services or connect to www.tdbank.com

How to Balance your Account

Begin by adjusting your account register as follows:

- Subtract any services charges shown on this statement.
- Subtract any automatic payments, transfers or other electronic withdrawals not previously recorded.
- Add any interest earned if you have an interest-bearing account.
- Add any automatic deposit or overdraft line of credit.
- Review all withdrawals shown on this statement and check them off in your account register.
- Follow instructions 2-5 to verify your ending account balance.

1. Your ending balance shown on this statement is:
2. List below the amount of deposits or credit transfers which do not appear on this statement. Total the deposits and enter on Line 2.
3. Subtotal by adding lines 1 and 2.
4. List below the total amount of withdrawals that do not appear on this statement. Total the withdrawals and enter on Line 4.
5. Subtract Line 4 from 3. This adjusted balance should equal your account balance.

1	Ending Balance	17,224.50
2	Total Deposits	+
3	Sub Total	_____
4	Total Withdrawals	-
5	Adjusted Balance	_____

2	DOLLARS	CENTS
Total Deposits		

4	DOLLARS	CENTS
Total Withdrawals		

4	DOLLARS	CENTS
Total Withdrawals		

FOR CONSUMER ACCOUNTS ONLY — IN CASE OF ERRORS OR QUESTIONS ABOUT YOUR ELECTRONIC FUNDS TRANSFERS:

If you need information about an electronic fund transfer or if you believe there is an error on your bank statement or receipt relating to an electronic fund transfer, telephone the bank immediately at the phone number listed on the front of your statement or write to:

TD Bank, N.A., Deposit Operations Dept, P.O. Box 1377, Lewiston, Maine 04243-1377

We must hear from you no later than sixty (60) calendar days after we sent you the first statement upon which the error or problem first appeared. When contacting the Bank, please explain as clearly as you can why you believe there is an error or why more information is needed. Please include:

- Your name and account number.
- A description of the error or transaction you are unsure about.
- The dollar amount and date of the suspected error.

When making a verbal inquiry, the Bank may ask that you send us your complaint in writing within ten (10) business days after the first telephone call.

We will investigate your complaint and will correct any error promptly. If we take more than ten (10) business days to do this, we will credit your account for the amount you think is in error, so that you have the use of the money during the time it takes to complete our investigation.

INTEREST NOTICE

Total interest credited by the Bank to you this year will be reported by the Bank to the Internal Revenue Service and State tax authorities. The amount to be reported will be reported separately to you by the Bank.

FOR CONSUMER LOAN ACCOUNTS ONLY — BILLING RIGHTS SUMMARY

In case of Errors or Questions About Your Bill:

If you think your bill is wrong, or if you need more information about a transaction on your bill, write us at P.O. Box 1377, Lewiston, Maine 04243-1377 as soon as possible. We must hear from you no later than sixty (60) days after we sent you the FIRST bill on which the error or problem appeared. You can telephone us, but doing so will not preserve your rights. In your letter, give us the following information:

- Your name and account number.
 - The dollar amount of the suspected error.
 - Describe the error and explain, if you can, why you believe there is an error.
- If you need more information, describe the item you are unsure about.

You do not have to pay any amount in question while we are investigating, but you are still obligated to pay the parts of your bill that are not in question. While we investigate your question, we cannot report you as delinquent or take any action to collect the amount you question.

FINANCE CHARGES: Although the Bank uses the Daily Balance method to calculate the finance charge on your Moneyline/Overdraft Protection account (the term "ODP" or "OD" refers to Overdraft Protection), the Bank discloses the Average Daily Balance on the periodic statement as an easier method for you to calculate the finance charge. The finance charge begins to accrue on the date advances and other debits are posted to your account and will continue until the balance has been paid in full. To compute the finance charge, multiply the Average Daily Balance times the Days in Period times the Daily Periodic Rate (as listed in the Account Summary section on the front of the statement). The Average Daily Balance is calculated by adding the balance for each day of the billing cycle, then dividing the total balance by the number of Days in the Billing Cycle. The daily balance is the balance for the day after advances have been added and payments or credits have been subtracted plus or minus any other adjustments that might have occurred that day. There is no grace period during which no finance charge accrues. Finance charge adjustments are included in your total finance charge.



Bank

America's Most Convenient Bank®

STATEMENT OF ACCOUNT

HOPE4SPANDANA INC

Page: 3 of 4
Statement Period: Sep 01 2016-Sep 30 2016
Cust Ref #: 4315308662-719-E-***
Primary Account #: 431-5308662

DAILY BALANCE SUMMARY

DATE	BALANCE	DATE	BALANCE
9/20	43,358.37	9/26	31,462.14
9/21	40,359.52	9/27	25,464.50
9/22	37,360.88	9/28	17,224.50
9/23	34,361.88		

Call 1-800-937-2000 for 24-hour Bank-by-Phone services or connect to www.tdbank.com



Bank

America's Most Convenient Bank®

E

STATEMENT OF ACCOUNT

HOPE4SPANDANA INC

Page: 4 of 4
Statement Period: Sep 01 2016-Sep 30 2016
Cust Ref #: 4315308662-719-E-***
Primary Account #: 431-5308662

HOPE4SPANDANA INC 07-16		1028
2 COTTONWOOD CT EDISON, NJ 08820		9/14/2016
PAY TO THE ORDER OF	<i>Saint Peter's Foundation</i>	\$ 1000.00
	<i>One thousand dollar only</i>	DOLLARS
FOR DEPOSIT ONLY	<i>Dr. Fyomouchi Research project</i>	<i>[Signature]</i>
⑈001028⑈ ⑆031201350⑆ 4315308662⑈		

#1028 9/28 \$1,000.00



Bank

America's Most Convenient Bank®

E

STATEMENT OF ACCOUNT

HOPE4SPANDANA INC
2 COTTONWOOD CT
EDISON NJ 08820

Page: 1 of 2
Statement Period: Oct 01 2016-Oct 31 2016
Cust Ref #: 4315308662-719-E-***
Primary Account #: 431-5308662

TD Business Premier Checking

HOPE4SPANDANA INC

Account # 431-5308662

WE'RE CHANGING OUR BUSINESS CHECKING CASH DEPOSIT FEE

BEGINNING NOVEMBER 1, 2016, WE'RE INCREASING OUR CASH DEPOSIT FEE FOR ALL BUSINESS DEPOSIT ACCOUNTS FROM \$0.15 TO \$0.20 PER \$100 CASH DEPOSITED IN EXCESS OF YOUR MONTHLY THRESHOLD. QUESTIONS? CALL 1-888-751-9000 OR VISIT A LOCAL TD BANK.

ACCOUNT SUMMARY

Beginning Balance	17,224.50	Average Collected Balance	19,769.67
Deposits	6,001.00	Annual Percentage Yield Earned	0.00%
		Days in Period	31
Electronic Payments	18,878.08		
Ending Balance	4,347.42		

DAILY ACCOUNT ACTIVITY

Deposits

POSTING DATE	DESCRIPTION	AMOUNT
10/4	DEPOSIT	6,001.00
Subtotal:		6,001.00

Electronic Payments

POSTING DATE	DESCRIPTION	AMOUNT
10/14	ELECTRONIC PMT-WEB, XOOM.COM DEBIT T 000000040715098	911.99
10/25	ELECTRONIC PMT-WEB, XOOM.COM DEBIT T 000000041120234	2,990.00
10/26	ELECTRONIC PMT-WEB, XOOM.COM DEBIT T 000000041165426	2,990.00
10/27	ELECTRONIC PMT-WEB, XOOM.COM DEBIT T 000000041208657	2,989.38
10/28	ELECTRONIC PMT-WEB, XOOM.COM DEBIT T 000000041228985	2,999.00
10/31	ELECTRONIC PMT-WEB, XOOM.COM DEBIT T 000000041268670	2,999.00
10/31	ELECTRONIC PMT-WEB, XOOM.COM DEBIT T 000000041320274	2,998.71
Subtotal:		18,878.08

DAILY BALANCE SUMMARY

DATE	BALANCE	DATE	BALANCE
9/30	17,224.50	10/26	16,333.51
10/4	23,225.50	10/27	13,344.13
10/14	22,313.51	10/28	10,345.13
10/25	19,323.51	10/31	4,347.42

Call 1-800-937-2000 for 24-hour Bank-by-Phone services or connect to www.tdbank.com

How to Balance your Account

Begin by adjusting your account register as follows:

- Subtract any services charges shown on this statement.
- Subtract any automatic payments, transfers or other electronic withdrawals not previously recorded.
- Add any interest earned if you have an interest-bearing account.
- Add any automatic deposit or overdraft line of credit.
- Review all withdrawals shown on this statement and check them off in your account register.
- Follow instructions 2-5 to verify your ending account balance.

1. Your ending balance shown on this statement is:
2. List below the amount of deposits or credit transfers which do not appear on this statement. Total the deposits and enter on Line 2.
3. Subtotal by adding lines 1 and 2.
4. List below the total amount of withdrawals that do not appear on this statement. Total the withdrawals and enter on Line 4.
5. Subtract Line 4 from 3. This adjusted balance should equal your account balance.

1	Ending Balance	4,347.42
2	Total Deposits	+
3	Sub Total	_____
4	Total Withdrawals	-
5	Adjusted Balance	_____

2	DOLLARS	CENTS
Total Deposits		

4	DOLLARS	CENTS
Total Withdrawals		

4	DOLLARS	CENTS
Total Withdrawals		

FOR CONSUMER ACCOUNTS ONLY — IN CASE OF ERRORS OR QUESTIONS ABOUT YOUR ELECTRONIC FUNDS TRANSFERS:

If you need information about an electronic fund transfer or if you believe there is an error on your bank statement or receipt relating to an electronic fund transfer, telephone the bank immediately at the phone number listed on the front of your statement or write to:

TD Bank, N.A., Deposit Operations Dept, P.O. Box 1377, Lewiston, Maine 04243-1377

We must hear from you no later than sixty (60) calendar days after we sent you the first statement upon which the error or problem first appeared. When contacting the Bank, please explain as clearly as you can why you believe there is an error or why more information is needed. Please include:

- Your name and account number.
- A description of the error or transaction you are unsure about.
- The dollar amount and date of the suspected error.

When making a verbal inquiry, the Bank may ask that you send us your complaint in writing within ten (10) business days after the first telephone call.

We will investigate your complaint and will correct any error promptly. If we take more than ten (10) business days to do this, we will credit your account for the amount you think is in error, so that you have the use of the money during the time it takes to complete our investigation.

INTEREST NOTICE

Total interest credited by the Bank to you this year will be reported by the Bank to the Internal Revenue Service and State tax authorities. The amount to be reported will be reported separately to you by the Bank.

FOR CONSUMER LOAN ACCOUNTS ONLY — BILLING RIGHTS SUMMARY

In case of Errors or Questions About Your Bill:

If you think your bill is wrong, or if you need more information about a transaction on your bill, write us at P.O. Box 1377, Lewiston, Maine 04243-1377 as soon as possible. We must hear from you no later than sixty (60) days after we sent you the FIRST bill on which the error or problem appeared. You can telephone us, but doing so will not preserve your rights. In your letter, give us the following information:

- Your name and account number.
 - The dollar amount of the suspected error.
 - Describe the error and explain, if you can, why you believe there is an error.
- If you need more information, describe the item you are unsure about.

You do not have to pay any amount in question while we are investigating, but you are still obligated to pay the parts of your bill that are not in question. While we investigate your question, we cannot report you as delinquent or take any action to collect the amount you question.

FINANCE CHARGES: Although the Bank uses the Daily Balance method to calculate the finance charge on your Moneyline/Overdraft Protection account (the term "ODP" or "OD" refers to Overdraft Protection), the Bank discloses the Average Daily Balance on the periodic statement as an easier method for you to calculate the finance charge. The finance charge begins to accrue on the date advances and other debits are posted to your account and will continue until the balance has been paid in full. To compute the finance charge, multiply the Average Daily Balance times the Days in Period times the Daily Periodic Rate (as listed in the Account Summary section on the front of the statement). The Average Daily Balance is calculated by adding the balance for each day of the billing cycle, then dividing the total balance by the number of Days in the Billing Cycle. The daily balance is the balance for the day after advances have been added and payments or credits have been subtracted plus or minus any other adjustments that might have occurred that day. There is no grace period during which no finance charge accrues. Finance charge adjustments are included in your total finance charge.



Bank

America's Most Convenient Bank®

E

STATEMENT OF ACCOUNT

HOPE4SPANDANA INC
2 COTTONWOOD CT
EDISON NJ 08820

Page: 1 of 2
Statement Period: Nov 01 2016-Nov 30 2016
Cust Ref #: 4315308662-719-E-***
Primary Account #: 431-5308662

TD Business Premier Checking

HOPE4SPANDANA INC

Account # 431-5308662

ACCOUNT SUMMARY

Beginning Balance	4,347.42	Average Collected Balance	1,947.91
Deposits	2,150.00	Annual Percentage Yield Earned	0.00%
Electronic Deposits	175.00	Days in Period	30
Electronic Payments	3,999.56		
Ending Balance	2,672.86		

DAILY ACCOUNT ACTIVITY

Deposits

POSTING DATE	DESCRIPTION	AMOUNT
11/2	SBB MDEPOSIT	200.00
11/14	SBB MDEPOSIT	1,950.00
	Subtotal:	2,150.00

Electronic Deposits

POSTING DATE	DESCRIPTION	AMOUNT
11/3	ACH DEPOSIT, PAYPAL TRANSFER 44X229WKZZRX4	175.00
	Subtotal:	175.00

Electronic Payments

POSTING DATE	DESCRIPTION	AMOUNT
11/2	ELECTRONIC PMT-WEB, XOOM.COM DEBIT T 000000041420312	2,998.56
11/4	ELECTRONIC PMT-WEB, XOOM.COM DEBIT T 000000041507161	1,001.00
	Subtotal:	3,999.56

DAILY BALANCE SUMMARY

DATE	BALANCE	DATE	BALANCE
10/31	4,347.42	11/4	722.86
11/2	1,548.86	11/14	2,672.86
11/3	1,723.86		

Call 1-800-937-2000 for 24-hour Bank-by-Phone services or connect to www.tdbank.com

How to Balance your Account

Begin by adjusting your account register as follows:

- Subtract any services charges shown on this statement.
- Subtract any automatic payments, transfers or other electronic withdrawals not previously recorded.
- Add any interest earned if you have an interest-bearing account.
- Add any automatic deposit or overdraft line of credit.
- Review all withdrawals shown on this statement and check them off in your account register.
- Follow instructions 2-5 to verify your ending account balance.

1. Your ending balance shown on this statement is:
2. List below the amount of deposits or credit transfers which do not appear on this statement. Total the deposits and enter on Line 2.
3. Subtotal by adding lines 1 and 2.
4. List below the total amount of withdrawals that do not appear on this statement. Total the withdrawals and enter on Line 4.
5. Subtract Line 4 from 3. This adjusted balance should equal your account balance.

1	Ending Balance	2,672.86
2	Total Deposits	+
3	Sub Total	
4	Total Withdrawals	-
5	Adjusted Balance	

2

DEPOSITS NOT ON STATEMENT	DOLLARS	CENTS
Total Deposits		

2

4

WITHDRAWALS NOT ON STATEMENT	DOLLARS	CENTS
Total Withdrawals		

4

WITHDRAWALS NOT ON STATEMENT	DOLLARS	CENTS
Total Withdrawals		

4

FOR CONSUMER ACCOUNTS ONLY — IN CASE OF ERRORS OR QUESTIONS ABOUT YOUR ELECTRONIC FUNDS TRANSFERS:

If you need information about an electronic fund transfer or if you believe there is an error on your bank statement or receipt relating to an electronic fund transfer, telephone the bank immediately at the phone number listed on the front of your statement or write to:

TD Bank, N.A., Deposit Operations Dept, P.O. Box 1377, Lewiston, Maine 04243-1377

We must hear from you no later than sixty (60) calendar days after we sent you the first statement upon which the error or problem first appeared. When contacting the Bank, please explain as clearly as you can why you believe there is an error or why more information is needed. Please include:

- Your name and account number.
- A description of the error or transaction you are unsure about.
- The dollar amount and date of the suspected error.

When making a verbal inquiry, the Bank may ask that you send us your complaint in writing within ten (10) business days after the first telephone call.

We will investigate your complaint and will correct any error promptly. If we take more than ten (10) business days to do this, we will credit your account for the amount you think is in error, so that you have the use of the money during the time it takes to complete our investigation.

INTEREST NOTICE

Total interest credited by the Bank to you this year will be reported by the Bank to the Internal Revenue Service and State tax authorities. The amount to be reported will be reported separately to you by the Bank.

FOR CONSUMER LOAN ACCOUNTS ONLY — BILLING RIGHTS SUMMARY


In case of Errors or Questions About Your Bill:

If you think your bill is wrong, or if you need more information about a transaction on your bill, write us at P.O. Box 1377, Lewiston, Maine 04243-1377 as soon as possible. We must hear from you no later than sixty (60) days after we sent you the FIRST bill on which the error or problem appeared. You can telephone us, but doing so will not preserve your rights. In your letter, give us the following information:

- Your name and account number.
 - The dollar amount of the suspected error.
 - Describe the error and explain, if you can, why you believe there is an error.
- If you need more information, describe the item you are unsure about.

You do not have to pay any amount in question while we are investigating, but you are still obligated to pay the parts of your bill that are not in question. While we investigate your question, we cannot report you as delinquent or take any action to collect the amount you question.

FINANCE CHARGES: Although the Bank uses the Daily Balance method to calculate the finance charge on your Moneyline/Overdraft Protection account (the term "ODP" or "OD" refers to Overdraft Protection), the Bank discloses the Average Daily Balance on the periodic statement as an easier method for you to calculate the finance charge. The finance charge begins to accrue on the date advances and other debits are posted to your account and will continue until the balance has been paid in full. To compute the finance charge, multiply the Average Daily Balance times the Days in Period times the Daily Periodic Rate (as listed in the Account Summary section on the front of the statement). The Average Daily Balance is calculated by adding the balance for each day of the billing cycle, then dividing the total balance by the number of Days in the Billing Cycle. The daily balance is the balance for the day after advances have been added and payments or credits have been subtracted plus or minus any other adjustments that might have occurred that day. There is no grace period during which no finance charge accrues. Finance charge adjustments are included in your total finance charge.



Bank

America's Most Convenient Bank®

E

STATEMENT OF ACCOUNT

HOPE4SPANDANA INC
2 COTTONWOOD CT
EDISON NJ 08820

Page: 1 of 3
Statement Period: Dec 01 2016-Dec 31 2016
Cust Ref #: 4315308662-719-E-***
Primary Account #: 431-5308662

TD Business Premier Checking

HOPE4SPANDANA INC

Account # 431-5308662

ACCOUNT SUMMARY

Beginning Balance	2,672.86	Average Collected Balance	1,980.92
Checks Paid	1,950.00	Annual Percentage Yield Earned	0.00%
Ending Balance	722.86	Days in Period	31

DAILY ACCOUNT ACTIVITY

Checks Paid No. Checks: 1 *Indicates break in serial sequence or check processed electronically and listed under Electronic Payments

DATE	SERIAL NO.	AMOUNT	
12/21	1027	1,950.00	
			Subtotal: 1,950.00

DAILY BALANCE SUMMARY

DATE	BALANCE
11/30	2,672.86
12/21	722.86

Call 1-800-937-2000 for 24-hour Bank-by-Phone services or connect to www.tdbank.com

How to Balance your Account

Begin by adjusting your account register as follows:

- Subtract any services charges shown on this statement.
- Subtract any automatic payments, transfers or other electronic withdrawals not previously recorded.
- Add any interest earned if you have an interest-bearing account.
- Add any automatic deposit or overdraft line of credit.
- Review all withdrawals shown on this statement and check them off in your account register.
- Follow instructions 2-5 to verify your ending account balance.

1. Your ending balance shown on this statement is:
2. List below the amount of deposits or credit transfers which do not appear on this statement. Total the deposits and enter on Line 2.
3. Subtotal by adding lines 1 and 2.
4. List below the total amount of withdrawals that do not appear on this statement. Total the withdrawals and enter on Line 4.
5. Subtract Line 4 from 3. This adjusted balance should equal your account balance.

1	Ending Balance	722.86
2	Total Deposits	+
3	Sub Total	
4	Total Withdrawals	-
5	Adjusted Balance	

2

DEPOSITS NOT ON STATEMENT	DOLLARS	CENTS
Total Deposits		

2

4

WITHDRAWALS NOT ON STATEMENT	DOLLARS	CENTS
Total Withdrawals		

4

WITHDRAWALS NOT ON STATEMENT	DOLLARS	CENTS
Total Withdrawals		

4

FOR CONSUMER ACCOUNTS ONLY — IN CASE OF ERRORS OR QUESTIONS ABOUT YOUR ELECTRONIC FUNDS TRANSFERS:

If you need information about an electronic fund transfer or if you believe there is an error on your bank statement or receipt relating to an electronic fund transfer, telephone the bank immediately at the phone number listed on the front of your statement or write to:

TD Bank, N.A., Deposit Operations Dept, P.O. Box 1377, Lewiston, Maine 04243-1377

We must hear from you no later than sixty (60) calendar days after we sent you the first statement upon which the error or problem first appeared. When contacting the Bank, please explain as clearly as you can why you believe there is an error or why more information is needed. Please include:

- Your name and account number.
- A description of the error or transaction you are unsure about.
- The dollar amount and date of the suspected error.

When making a verbal inquiry, the Bank may ask that you send us your complaint in writing within ten (10) business days after the first telephone call.

We will investigate your complaint and will correct any error promptly. If we take more than ten (10) business days to do this, we will credit your account for the amount you think is in error, so that you have the use of the money during the time it takes to complete our investigation.

INTEREST NOTICE

Total interest credited by the Bank to you this year will be reported by the Bank to the Internal Revenue Service and State tax authorities. The amount to be reported will be reported separately to you by the Bank.

FOR CONSUMER LOAN ACCOUNTS ONLY — BILLING RIGHTS SUMMARY

In case of Errors or Questions About Your Bill:

If you think your bill is wrong, or if you need more information about a transaction on your bill, write us at P.O. Box 1377, Lewiston, Maine 04243-1377 as soon as possible. We must hear from you no later than sixty (60) days after we sent you the FIRST bill on which the error or problem appeared. You can telephone us, but doing so will not preserve your rights. In your letter, give us the following information:

- Your name and account number.
- The dollar amount of the suspected error.
- Describe the error and explain, if you can, why you believe there is an error. If you need more information, describe the item you are unsure about.

You do not have to pay any amount in question while we are investigating, but you are still obligated to pay the parts of your bill that are not in question. While we investigate your question, we cannot report you as delinquent or take any action to collect the amount you question.

FINANCE CHARGES: Although the Bank uses the Daily Balance method to calculate the finance charge on your Moneyline/Overdraft Protection account (the term "ODP" or "OD" refers to Overdraft Protection), the Bank discloses the Average Daily Balance on the periodic statement as an easier method for you to calculate the finance charge. The finance charge begins to accrue on the date advances and other debits are posted to your account and will continue until the balance has been paid in full. To compute the finance charge, multiply the Average Daily Balance times the Days in Period times the Daily Periodic Rate (as listed in the Account Summary section on the front of the statement). The Average Daily Balance is calculated by adding the balance for each day of the billing cycle, then dividing the total balance by the number of Days in the Billing Cycle. The daily balance is the balance for the day after advances have been added and payments or credits have been subtracted plus or minus any other adjustments that might have occurred that day. There is no grace period during which no finance charge accrues. Finance charge adjustments are included in your total finance charge.



Bank


America's Most Convenient Bank®

E

STATEMENT OF ACCOUNT

HOPE4SPANDANA INC

Page: 3 of 3
Statement Period: Dec 01 2016-Dec 31 2016
Cust Ref #: 4315308662-719-E-***
Primary Account #: 431-5308662

HOPE4SPANDANA INC 07-16		1027
2 COTTONWOOD CT EDISON, NJ 08820		64 120712 200
DATE <u>12/11/2016</u>		⑆00000000
PAY TO THE ORDER OF <u>LAKSHMI N KOTA</u>	\$ <u>1950.00</u>	
<u>One Thousand Nine Hundred Fifty Dollars only</u> DOLLARS		
 America's Most Convenient Bank®		
FOR <u>Personal check wrongly classified into A/C. Hence reversing it.</u>		<u>K. Navathin Laxmi</u>
⑆00000000 ⑆0312013601 4315308662⑆		

#1027 12/21 \$1,950.00

